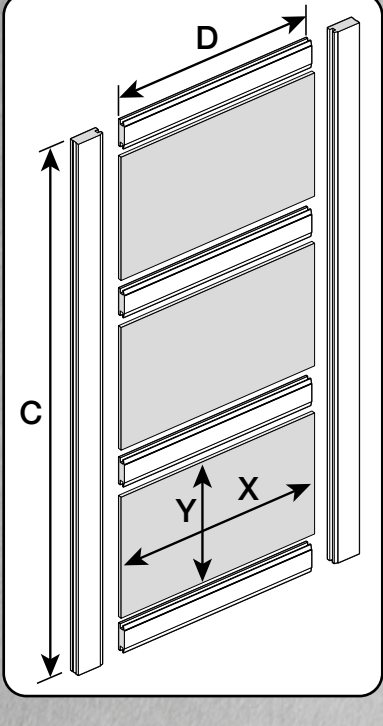
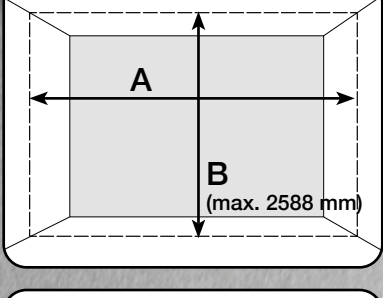


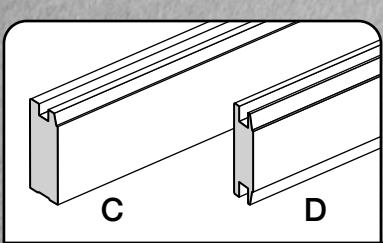
STOREMAX®

Basic



A	2000 mm	3000 mm	3600 mm	3600 mm
B	max. 2588 mm			
C	R40 = B - 36 mm H40 = B - 45 mm			
D	A:2 - 101 mm	A:3 - 96 mm	A:4 - 94 mm	A:5 - 92 mm
X	D + 18 mm			

Y			
	$= \frac{C - 142}{2}$	$= \frac{C - 183}{3}$	$= \frac{C - 224}{4}$



2x 25x60x2550mm

2x 25x60x2700mm

